

THE PECAN - 5PLEX



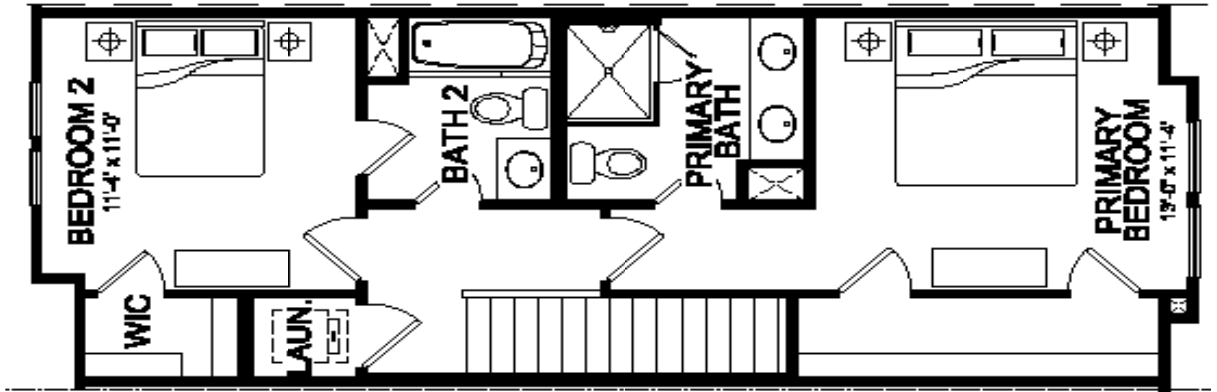
THE PECAN - 5PLEX

ELEVATION A - 1,422 SQ.FT.

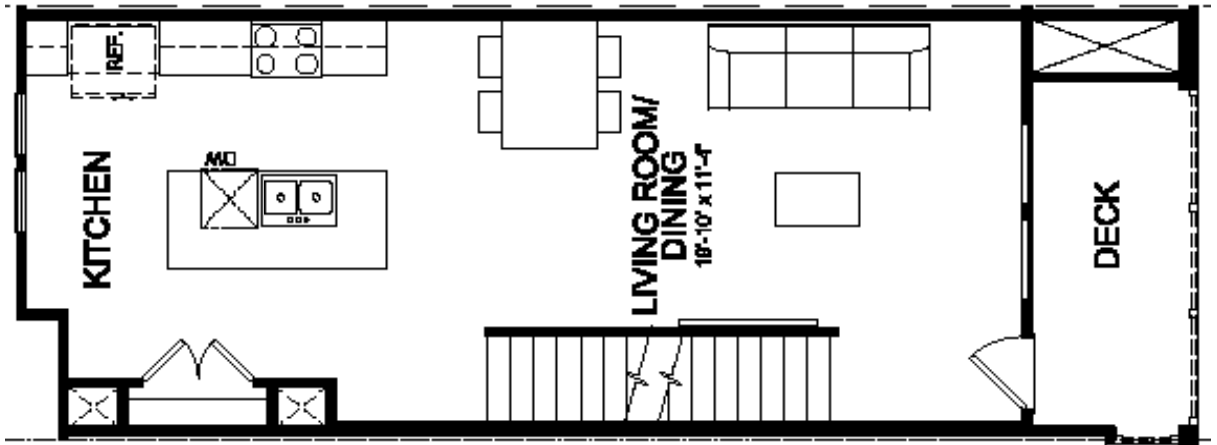
ELEVATION B - 1,416 SQ.FT.

ELEVATION C - 1,416 SQ.FT.

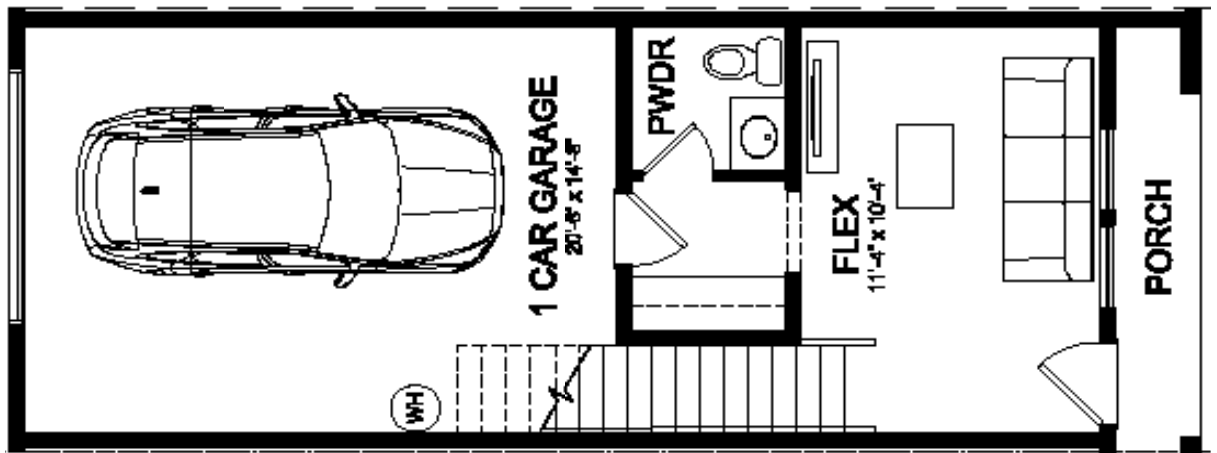
THIRD FLOOR PLAN
ELEVATION A



SECOND FLOOR PLAN
ELEVATION A



MAIN FLOOR PLAN
ELEVATION A



All renderings and illustrations are artist's concept. Specifications, terms, prices and conditions are subject to change without notice. Actual usable floor space may vary from the stated floor area. The floor plan and room dimensions shown above apply to elevation 'A' of this model type and may vary according to style. Please see Sales Representative for details. Location of furnace, hot water tank and support posts and beams are determined by the HVAC designer and architect respectively. Number of exterior steps may vary depending on the lot and the grading of individual home sites. July 2025. E. & O. E. Plan C.

